




Dr. Molly Bechtold

Dr. Bechtold graduated from the University of California, Davis School of Veterinary Medicine in June of 2003. Following graduation, Dr. Bechtold worked for three years in equine and small animal private practice in California, Guam and Maryland. In 2007, Dr. Bechtold completed a one year rotating Internship in Small Animal Medicine and Surgery at Dogs and Cats Veterinary Referral in Bowie, Maryland. Following the completion of her Internship, she continued her work at Dogs and Cats for over three years in the emergency and internal medicine departments, where she received extensive training in the areas of small animal internal medicine and abdominal ultrasonography.

Location

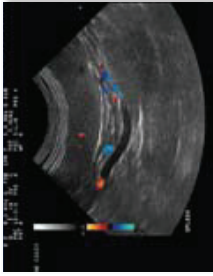
Mid-Atlantic Animal Specialty Hospital
4135 Old Town Road / P.O. Box 1168
Huntingtown, Maryland 20639-1168
(410) 414-8250 • (301) 855-9106 *fax*

ATLANTIC VETERINARY
ULTRASOUND



*Advanced veterinary diagnostic imaging
for the Southern Maryland region.*

vetmash.com



*Atlantic Veterinary Ultrasound, LLC
was founded in 2011 by Dr. Molly Bechtold
with the goal of providing high-quality,
advanced diagnostic imaging to the
Southern Maryland region.*

We utilize veterinary abdominal ultrasound in many of the same circumstances that call for its use in humans. It is a safe, non-invasive tool that can aid in the diagnosis and monitoring of canine and feline abdominal disease. This is possible through detailed visualization of tissues and organs that is not possible with traditional radiographic techniques. Abdominal ultrasonography is best used to answer specific questions raised by a patient's history, physical exam findings, laboratory analysis or radiographic evaluation.

+ State of the Art Equipment

Atlantic Veterinary Ultrasound, LLC utilizes the new MyLab™Five, which is equipped with the latest ultrasound technology in veterinary medicine. You can rest assured that the outstanding image quality and performance will give our doctors the necessary information to achieve an accurate clinical diagnosis.

+ Owner Instructions and Information

DOCUMENTATION: Please bring all pertinent records with you to your appointment including: written records, laboratory results, radiographs, or previous ultrasound images. These records will be reviewed at the time of your pet's appointment.

FOOD AND DRINK: Please withhold food beginning at 8pm the evening before the day of your appointment. Do not withhold water. If you have a diabetic patient or one receiving other chronic medications, please contact the staff scheduling your appointment for specific instructions regarding medication or feeding. *(Please see Sedation instructions for post appointment feeding if relevant.)*


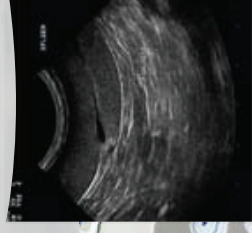
HAIR REMOVAL: Your pet's abdomen will have to be shaved in order to facilitate the ultrasound exam. This allows for detailed and precise images to be obtained.

SEDATION: Your pet may need to be sedated for the exam depending on the length of the exam, your pet's temperament, or the need for needle aspiration. If your pet is sedated, please keep them confined in a climate controlled room and away from stairs or high objects to prevent falls for the remainder of the day. Because some sedatives can result in gastro-intestinal upset, please feed half of the normal ration the evening following the exam. Your pet may return to his or her normal feeding schedule and activity the following day unless otherwise specified by the doctor at the time of your appointment.

APPOINTMENT EXPECTATIONS: Please allow approximately 1 to 1 ½ hours for your pet's physical exam and ultrasound exam to be performed. The doctor's findings will be reviewed with you at the completion of your pet's exam. Drop-off appointments can be arranged if needed.

RESULTS: A copy of the ultrasound report and recommendations as well as a CD with all ultrasound images will be provided to you at the completion of your appointment. In addition, your regular veterinarian will receive a written report for your pet's medical file.

In the event that any further diagnostics are performed at the time of your appointment, you will be contacted with these results as soon as they become available. Further recommendations may be made pending these results. These results will also be automatically forwarded to your regular veterinarian for their review.



+ Thank you for choosing Atlantic Veterinary Ultrasound, LLC. Please do not hesitate to contact us if you have any questions or concerns.

(410) 414-8250 • (301) 855-9106 fax