

ABOUT US

The Mid-Atlantic Animal Specialty Hospital (MASH) is located in the heart of Southern Maryland, and has been serving its community since 2002. MASH is dedicated to providing the highest quality referral and specialty veterinary surgery and physical rehabilitation services as an extension of the care and services already provided by local primary care veterinarians.

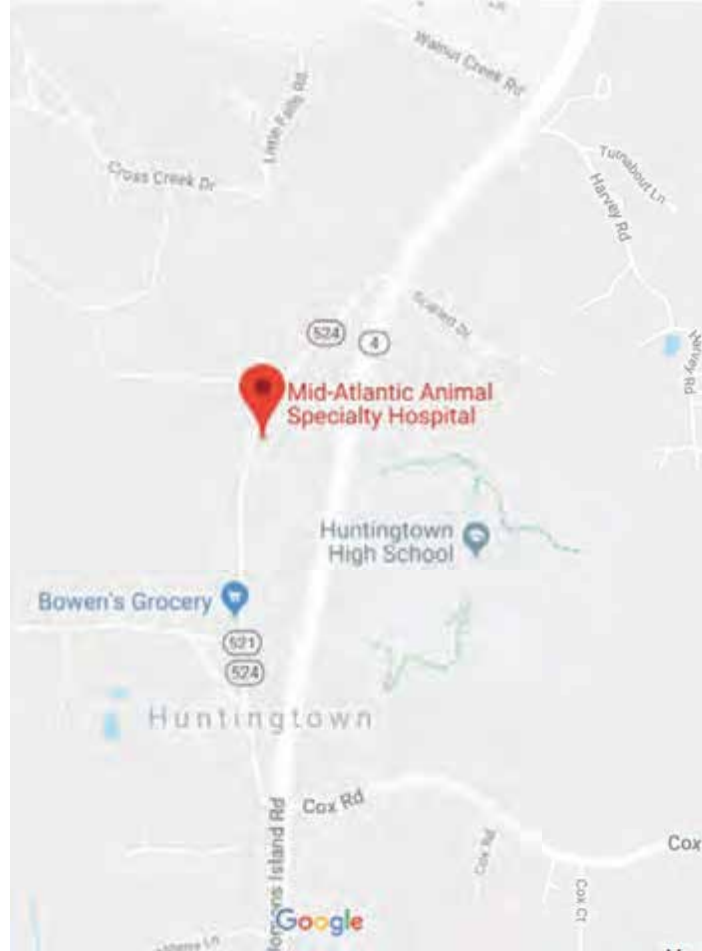
We're committed to every animal and owner that seeks treatment, as well as every local veterinarian who refers patients to us. We strive to make the experience the best it can be through our fully-equipped facilities, caring and professional staff, a comfortable environment, and a dedication to quality service and client satisfaction.

We understand that pets are family; companions which smooth out the rough edges of our day and provide unquestioning devotion. When they are sick or hurt we all want the best for them. To accomplish this goal we work closely with not only primary care veterinarians but other specialty hospitals to provide the community with a complete, and well rounded care team. We are your veterinarians choice for specialty medicine!

WHY A SPECIALIST?

A certified veterinary surgeon has undergone additional training after veterinary school. This training consists of a minimum of a 1-year internship followed by a 3-year residency program that meets guidelines established by the American College of Veterinary Surgeons.

All veterinarians may perform surgery as part of their veterinary practice, however, difficult cases may be best managed by a specialist. Our board-certified surgeons work closely with your primary veterinarian before and after surgery in a team approach to ensure the best possible care for your animal.



MID-ATLANTIC ANIMAL SPECIALTY HOSPITAL, LLC



Canine Tibial Plateau Leveling Osteotomy



MID-ATLANTIC ANIMAL SPECIALTY HOSPITAL
4135 Old Town Road Huntingtown, MD 20639



P: 410-414-8250
F: 410-414-2222



www.vetmash.com



MASH™

MID-ATLANTIC ANIMAL SPECIALTY HOSPITAL, LLC

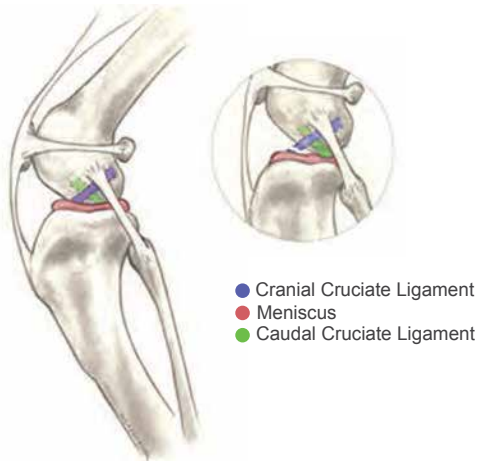


www.vetmash.com

WHAT IS THE TPLO?

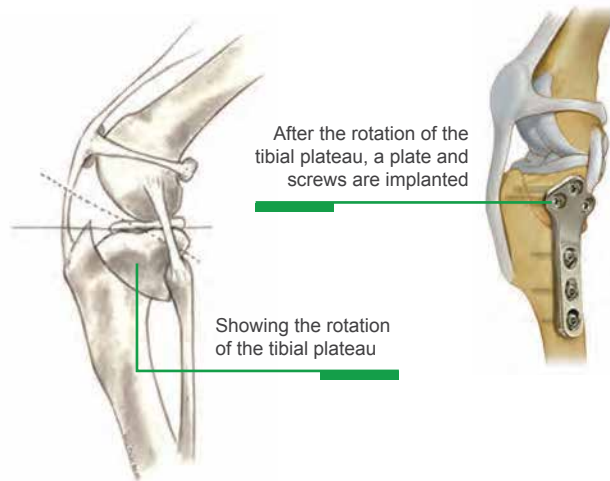
Performed at MASH since 2004, the tibial plateau leveling osteotomy (TPLO) is a surgical technique used to stabilize knee joints that have suffered acute and chronic cranial cruciate ligament (CCL) injury. This is done by reducing the angle of the tibial plateau, eliminating the constant forward thrust movement of the tibia and relieving further stress to the ligaments.

Below is an illustration showing the two ligaments and joint cartilage that stabilize your pet's knee.



THE GOALS OF A TPLO SURGERY

The main goal of this surgery is not to “repair” the CCL injury, but rather to render the ligament obsolete. During the TPLO surgery both the medial and lateral menisci and the CCL are evaluated. If the meniscus is damaged it may be removed or released, then a circular cut is made at the top of the tibia, or tibial plateau, and it is then rotated to an almost perfectly level orientation. This stabilizes the knee without the need for the CCL ligament.



WHAT TO EXPECT AFTER SURGERY

All surgical patients stay in hospital the night of their surgery to ensure a smooth transition out of anesthesia and onto oral medications. The full recovery period is between 8-10 weeks of strict activity restriction with modifications to be made ONLY by our surgeon or rehabilitation staff. Some patients will show increased weight bearing only 2 weeks after surgery. Approximately 96% of patients with an uncomplicated 8-10 week recovery return to full normal activity.



POSSIBLE COMPLICATIONS

All surgical procedures have a risk of complications or infection. When the directions provided by our surgical team are followed throughout the entire healing process, risk of complications or infection is drastically decreased.

Unfortunately, roughly 50+% of the dogs that rupture one CCL, have a higher chance of rupturing the opposite CCL.